











Legend

-  Pump Station
 -  Project Sewer Manhole
 -  Project Sewer Node
 -  Sewer Manhole
 -  Sewer Node
 -  Subarea
- Gravity Mains by Diameter**
-  8"
 -  12"
 -  Gravity Sewer Main
 -  Force Main

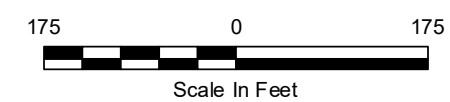
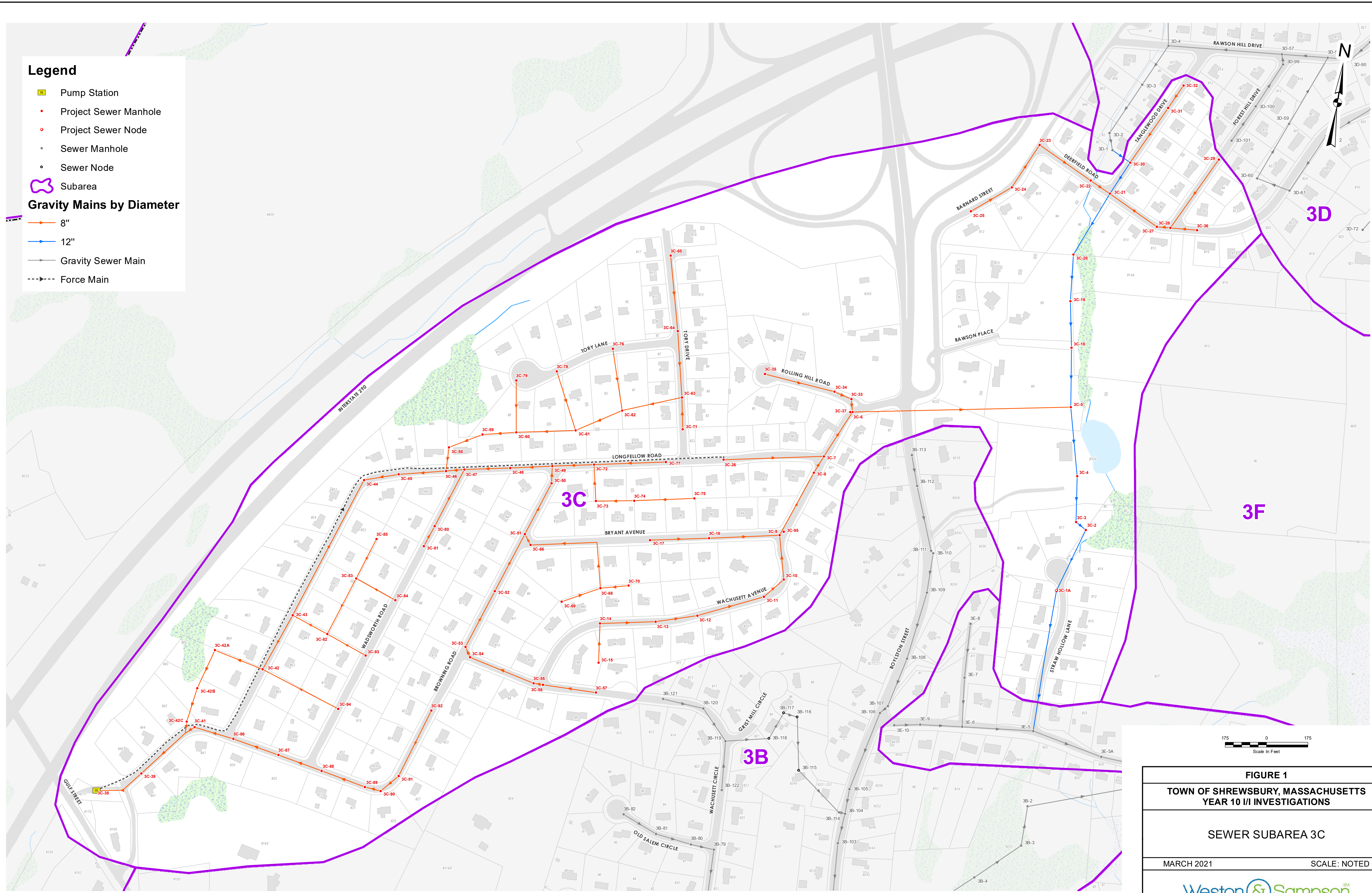



FIGURE 1
TOWN OF SHREWSBURY, MASSACHUSETTS
YEAR 10 I/I INVESTIGATIONS

SEWER SUBAREA 3C

MARCH 2021 SCALE: NOTED



WESTON & SAMPSON 1000 STATE STREET, SUITE 200, SHREWSBURY, MA 01545
 TEL: 508-865-1100 FAX: 508-865-1101 WWW.WESTONANDSAMPSON.COM