



COVID-19 Update

Kevin J. Mizikar, Town Manager

February 23, 2021

Town Manager & COVID-19 Report

Positive Case Update

- March 19 – February 23, 2021
 - *2,498 Positive Cases, an increase of 109 from last BOS Meeting 2/9*
- February 18, 2021 State Status: Yellow!
 - *30.0 Daily Incidence Per 100,000, a decrease of 4.5*
 - *Positivity 3.73%, a decrease of 0.11%*
- Town Reporting Cases Every Weekday

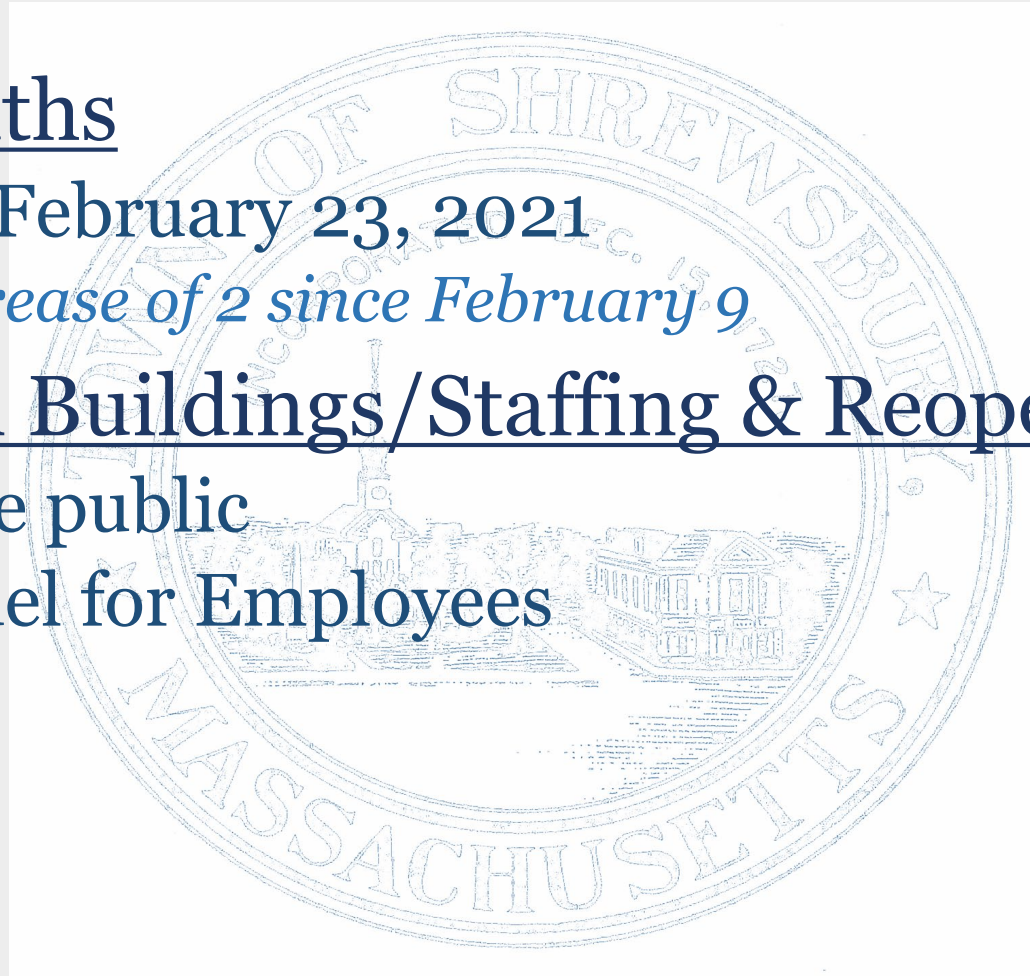
Town Manager & COVID-19 Report

COVID-19 Deaths

- March 19 – February 23, 2021
 - *62, an increase of 2 since February 9*

Status of Town Buildings/Staffing & Reopening

- Closed to the public
- Hybrid Model for Employees



Town Manager & COVID-19 Report

Vaccine: Town/CMRPHA Administered

- January 11 – February 15, 2021:
 - *Shrewsbury First Responders/Other Eligible Staff: 79 (+1)*
- February 1 - Present
 - *Residents age 75+: 144 (+94)*
- Current:
 - *Age 65 – 74 with 2+ certain Medical Conditions*
 - *Residents and Staff of low income & affordable senior housing*
 - *Phase 2, Group 1 (individuals age 75+)*
 - *All previous phases/groups*
- Working with CMRPHA for SHA and “Shut-ins”
- State Moving to Regional Approach vs. LBOH

Town Manager & COVID-19 Report

Vaccine: How to Register

- *Shrewsbury COA: (508)841-8640, M-F 8am – 4:30PM*
- *Town Digital Resources*
 - www.shrewsburyma.gov
 -  *@ShrewsburyMAGov*
 -  *@ShrewsburyMassachusetts*
- *CodeRed Messages*
- *State Sponsored:*
 - [2-1-1](https://www.mass.gov/info-details/covid-19-vaccination-locations)
 - <https://www.mass.gov/info-details/covid-19-vaccination-locations>
 - *Includes Worcester State University – Opens 2/16/2021*
- *Other*
 - *PCPs*

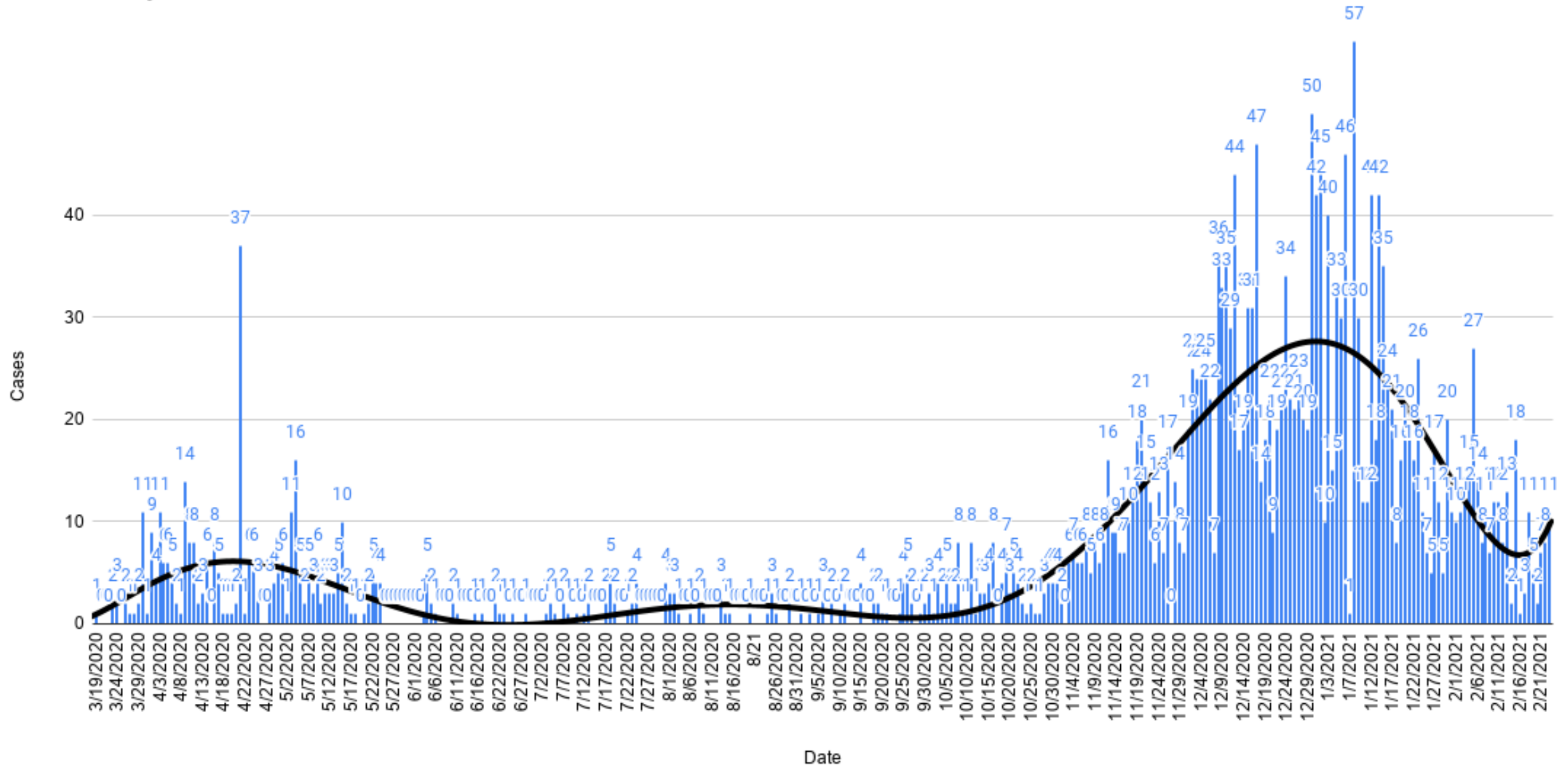
COVID-19 Positive Case Data 3/19 - 2/23/2021

Month	Cases	Percentage of Total
March	21	0.84%
April	147	5.88%
May	99	3.96%
June	50	2.00%
July	31	1.24%
August	24	0.96%
September	35	1.40%
October	101	4.04%
November	268	10.73%
December	798	31.95%
January	705	28.22%
February	219	8.77%
Total Reported Cases	2,498	

COVID-19 Positive Case Data

	Cases	% Total since 3/19/20
Previous 7 Days 2/17 - 2/23/2021	45	1.80%
Previous 14 Days 2/10 - 2/23/2021	109	4.36%
Previous 30 Days 1/25 - 2/23/2021	296	11.85%
Previous 60 Days 12/26/20 - 2/23/2021	1,117	44.72%

Shrewsbury COVID Cases

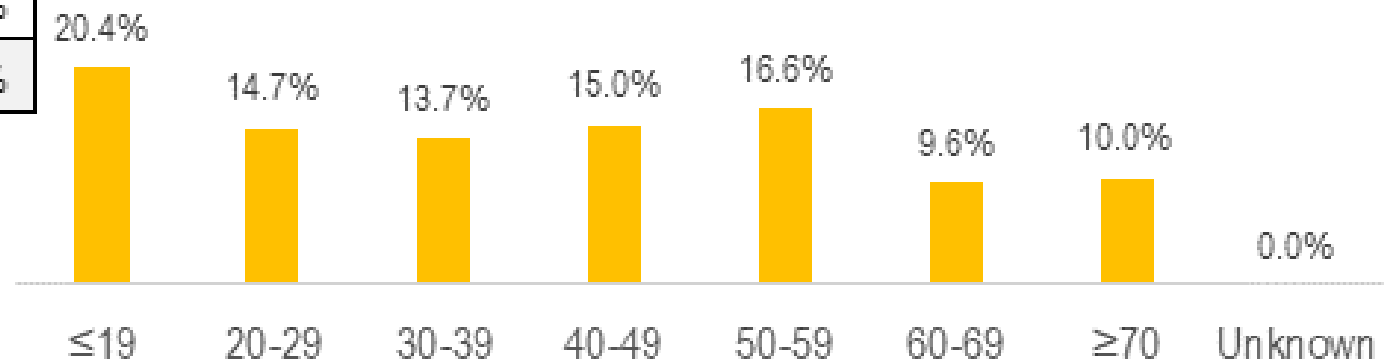


COVID-19 Positive Case Data – Age Analysis

Shrewsbury	# CONFIRMED CASES	% CASES
≤19	503	20%
20-29	363	15%
30-39	339	14%
40-49	371	15%
50-59	410	17%
60-69	237	10%
≥70	248	10%
Unknown	0	0%
Total	2471	100%



**Positive COVID-19 Cases by Age, Town of Shrewsbury
2.19.2021**



END

