



COVID-19 Update

Kevin J. Mizikar, Town Manager

February 9, 2021

Town Manager & COVID-19 Report

Positive Case Update

- March 19 – February 9, 2021
 - *2,149 Positive Cases, an increase of 198 from last BOS Meeting 1/12*
- February 4, 2021 State Status: Yellow!
 - *34.5 Daily Incidence Per 100,000, a decrease of 39.5*
 - *Positivity 3.84%, a decrease of 4.43%*
- Town Every Weekday

Town Manager & COVID-19 Report

COVID-19 Deaths

- March 19 – February 9, 2021
 - *60, an increase of 4 since January 26*


Status of Town Buildings/Staffing & Reopening

- Closed to the public
- Hybrid Model for Employees
- 1st Responders started receiving vaccinations 1/11/21

Town Manager & COVID-19 Report

Vaccinations

- Overview
 - *Availability of Vaccine*
 - *State Distribution Approach*
- CMPRHA Partnership
 - *Shrewsbury Specific*





Town Manager & COVID-19 Report

Vaccine: Town/CMRPHA Administered

- January 11 – February 8, 2021:
 - *Shrewsbury First Responders/Other Eligible Staff: 78*
- February 1 - Present
 - *Residents age 75+: 50*
- Current:
 - *Phase 2, Group 1 (individuals age 75+)*
 - *All previous phases/groups*

Town Manager & COVID-19 Report

Vaccine: How to Register

- *Shrewsbury COA: (508)841-8640, M-F 8am – 4:30PM*
- *Town Digital Resources*
 - www.shrewsburyma.gov
 - @ShrewsburyMAGov
 -  @ShrewsburyMassachusetts
 - 
- *State Sponsored:*
 - [2-1-1](https://www.mass.gov/info-details/covid-19-vaccination-locations)
 - <https://www.mass.gov/info-details/covid-19-vaccination-locations>
 - *Includes Worcester State University – Opens 2/16/2021*
- *Other*
 - *Shrewsbury Price Chopper*
 - *Wegmans in Northborough*
 - *PCPs*

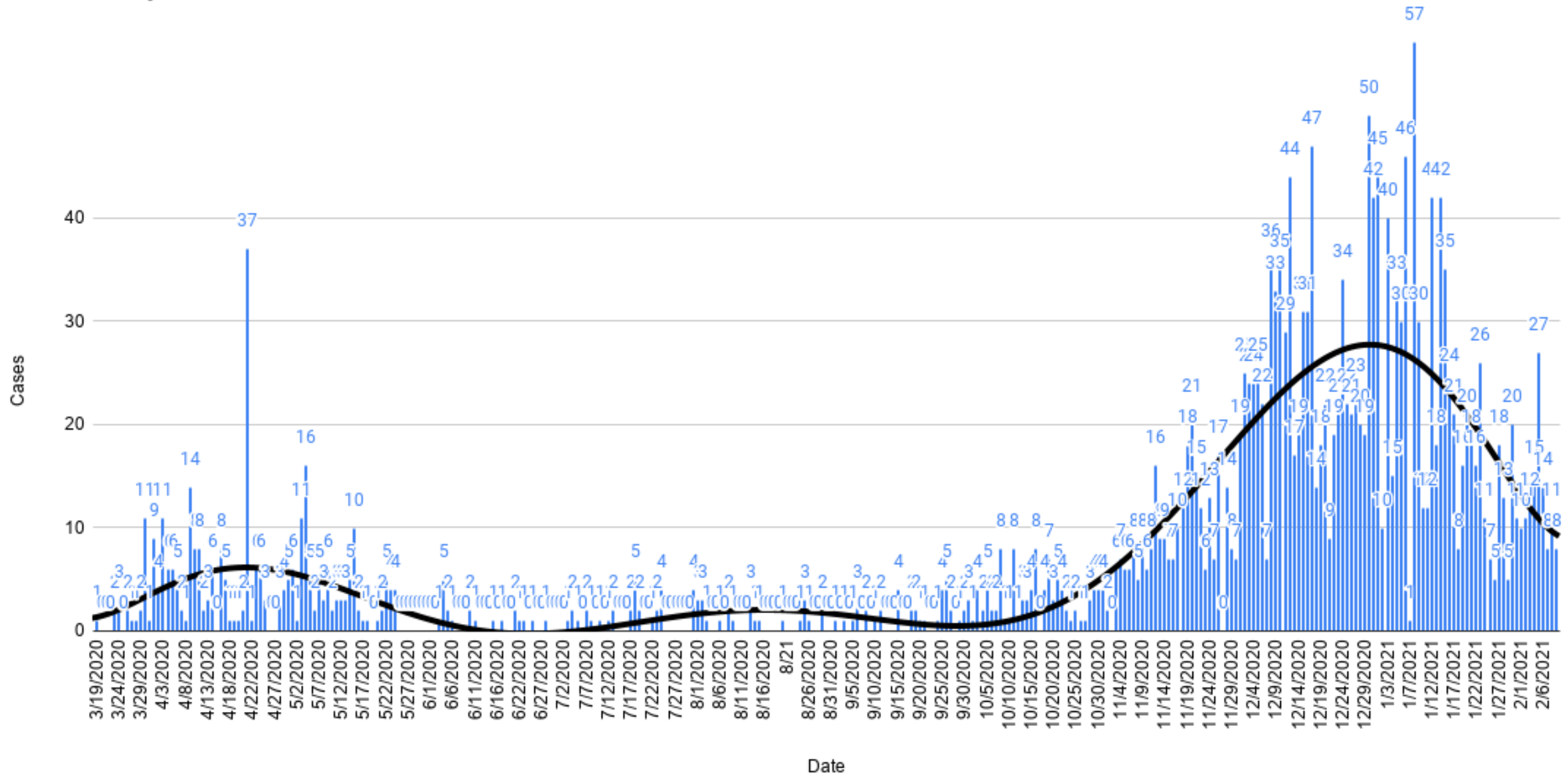
COVID-19 Positive Case Data 3/19 - 2/9/2021

Month	Cases	Percentage of Total
March	21	0.88%
April	147	6.15%
May	99	4.14%
June	50	2.09%
July	31	1.30%
August	24	1.00%
September	35	1.47%
October	101	4.23%
November	268	11.22%
December	798	33.40%
January	705	29.51%
February	110	4.60%
Total Reported Cases	2389	

COVID-19 Positive Case Data

	Cases	% Total since 3/19/20
Previous 7 Days	94	3.93%
2/3 - 2/9/2021		
Previous 14 Days		7.37%
1/27 - 2/9/2021	176	
Previous 30 Days		20.68%
1/11 - 2/9/2021	494	
Previous 60 Days		55.84%
12/12/20 - 2/9/2021	1,334	

Shrewsbury COVID Cases



COVID-19 Positive Case Data – Age Analysis

Shrewsbury	# CONFIRMED CASES	% CASES
≤19	471	20%
20-29	345	15%
30-39	322	14%
40-49	354	15%
50-59	392	17%
60-69	223	9%
≥70	241	10%
Unknown	0	0%
Total	2348	100%

**Positive COVID-19 Cases by Age, Town of Shrewsbury
2.5.2021**

